

Greater Manchester Brexit Monitor

Key economic and policy developments

January 2018

Executive Summary

Headlines

- **EU leaders have confirmed that “sufficient progress” has been made in the first phase of Britain’s Brexit talks, setting the way for stage 2 of negotiations to begin which will focus on the UK’s future relationship outside the EU.** Britain has committed to paying a net exit bill of at least €40bn-€45bn and to a two-year transition deal, and the EU’s Chief Negotiator, Michel Barnier, has stated that the transition has to take place under all existing rules and regulations (including budget payments, the jurisdiction of the European Court of Justice and the free movement of people), and that the transition should come to an end on 31 December 2020.
- **This positive development in negotiations, however, has come against a backdrop of increased economic uncertainty,** with key indicators continuing to provide mixed signals. UK GDP expanded by 0.4% in Q3 (July to Sept) 2017, and while this marked a slight improvement on the 0.3% growth posted in Q2, growth in the UK continued to lag behind the European Union (which grew by 0.6% in Q3) and the group of Euro Area countries (which grew by 0.7%). The UK was one of the fastest growing advanced economies in 2016, but dropped below all other G7 economies in 2017 and is expected to remain towards the back of the pack in 2018, with the Office for Budget Responsibility forecasting 1.5 per cent growth for 2017 and 1.4 per cent for 2018.
- This forecast is echoed by the IMF following the recent conclusion of their Article IV mission. The IMF highlighted that Britain’s vote to leave the EU has weakened the UK economy, downgrading their projection for the UK economy in 2017 from 1.7% to 1.6%, and projecting around 1.5% growth in 2018. **The IMF’s recent mission included a meeting with the GMCA in Manchester to discuss regional productivity differences.** In their concluding statement the IMF highlighted the importance of addressing congestion and housing restrictions, increasing human capital, and improving transport connectivity to boosting regional productivity. The IMF also suggested that **a greater role for local decision-making has the potential to better tailor policies to economic conditions.**
- **January was marked by the London Mayor’s publication of ‘Preparing for Brexit’.** The economic impact study authors Cambridge Econometrics have created a series of growth scenarios, ranging from a status quo where the UK remains in the Single Market through to a hard no-deal Brexit where the UK moves to WTO trade rules. It is thought that London will emerge relatively better than the rest of the UK because it has a higher concentration of high-value sectors, which are more resilient and able to recover from economic shocks more quickly. However, the results show that Brexit will not only reduce the size of the UK economy, but also put it on a slower long-term growth trajectory - the economy is still expected to grow, but at a slower rate than if Brexit did not occur.

Key sectors & business investment

- **Research with Growth Company Business Growth Hub clients in the 3 months to the end of November 2017 shows that 57% of firms expected their investment plans to remain the same following the EU referendum result, a figure similar to recent previous 3-month periods** (Aug-Oct: 61%; Jul-Sep: 58%). Of the remaining firms, 18% said they were unsure what impact Brexit would have on investment plans, (Aug-Oct: 15%; Jul-Sep: 18%), 15% were likely to increase investment (Aug-Oct: 15%; Jul-Sep: 16%), 9% said investment plans were on hold (Aug-Oct: 8%; Jul-Sep: 8%), and 1% decreasing investment (Aug-Oct:1%; Jul-Sep:0%).
- **However, the Growth Company survey also suggested that the EU referendum is starting to affect firms’ recruitment intentions, with 57% of firms expecting their hiring plans to remain the same following the EU referendum result, marking a third consecutive decline and setting a new post-referendum low** (Aug-Oct: 60%; Jul-Sep: 62%). Continued...

Executive summary

- Of the remaining firms, 9% reported that they would continue hiring, but at a decreased pace (Aug-Oct: 10%; Jul-Sep: 9%), 4% would freeze hiring (Aug-Oct: 2%; Jul-Sep: 2%), 1% would be making redundancies (Aug-Oct: 1%; Jul-Sep: 1%), 19% indicated they were unsure or declined to answer (Aug-Oct: 17%; Jul-Sep: 18%), and 10% said that they would increase hiring (Aug-Oct: 10%; Jul-Sep: 8%).
- **The IHS Markit/CIPS UK Manufacturing PMI® was 56.3 in December, down from November's 51-month high of 58.2.** The headline PMI for the sector has remained above the 50.0 no-change mark for 17 consecutive months. Although December saw rates of expansion in output, new orders and employment slowed from November's highs, whilst growth in all three remained solid and above long-run trend. Part of the increase in new business at UK manufacturers reflected a solid increase in new export sales.
- **The IHS Markit/CIPS UK Services PMI® was 54.2 in December, up from 53.8 in November.** New business volumes increased at a solid pace, but the latest upturn was the slowest recorded since August 2016. Reports from survey respondents suggested that subdued business investment and cost consciousness among clients were factors that had weighed on sales growth in December. Job creation was the lowest in nine months and input cost inflation hit a 3-month high amid a rise in fuel prices, utility bills, and salary payments.

Terms of trade, regulation & access to funding

- In a summit in Brussels on December 15, **EU leaders endorsed the European Commission's recommendation that the British government had given enough guarantees on the three key divorce issues of the Brexit bill** – the financial settlement, the rights of EU citizens, and the Northern Irish border – to begin talks on its future relationship with the bloc. As a result, the EU has published its guidelines for the next stage of negotiations, covering negotiations, transition, law and regulation, and trade policy. In response to this, a number of commentators have begun analysing some of the potential key issues for stage 2 of negotiations, discussing the future of EU Structural Funds, cross-border movement of goods and labour, immigration policy, and international export markets.

Property investment, housing and planning

- **Housing data from the Land Registry continues to show that the vote to leave the EU has had little impact on house prices**, with average house prices in GM rising by 7.8% on the level recorded in July 2016. This month's Monitor also looks at demand in the office space market for Manchester. Latest figures from **Colliers** have shown that the Manchester office market has demonstrated buoyant demand in the third quarter with 447,809 sq ft transacted in 79 deals, including nine deals over 10,000 sq ft.

Economic inclusion

- **Unemployment in GM is now slightly lower than that seen prior to the referendum result – falling from 46,290 in June 2016 to 45,545 in November 2017 (latest).** December data revealed a sustained squeeze on UK household finances, driven by another sharp rise in living costs and corresponding decline in cash available to spend. **The seasonally adjusted Household Finance Index (HFI) – which tracks Britons' sense of financial wellbeing – registered 43.9 in December**, and while this is a slight improvement from November's 43.5, it remained below 50, signalling a deterioration. Moreover, December data revealed that inflation expectations were at their highest since February 2014.
- **For more information contact: Matthew Mirecki - Lead Analyst** t: 07973 876 027; e: matthew.mirecki@greatermanchester-ca.gov.uk

Macro-economic trends and developments

Macro-economy

- **Second estimates of UK GDP remained unrevised from preliminary estimates, suggesting that economic activity expanded by 0.4% in Q3 (July to Sept) 2017 to mark a slight improvement on the 0.3% growth posted in Q2.** Services remained the strongest contributor to UK GDP growth in Q3 2017, expanding by 1.4%, while the rate of growth in household final consumption expenditure strengthened to 0.6%, helping to offset a slowdown in business investment growth, which softened to 0.2%.⁽¹⁾
- **However, growth in the UK continued to lag behind the European Union** (which grew by 0.6% in Q3) and the group of Euro Area countries (which grew by 0.7%).⁽¹⁾ The UK was one of the fastest growing advanced economies in 2016 but dropped below all other G7 economies in 2017 and is expected to remain towards the back of the pack in 2018 – along with Japan and Italy – with the Office for Budget Responsibility forecasting 1.5% growth for 2017 and 1.4% for 2018.⁽²⁾
- **The total UK trade (goods and services) deficit including erratic commodities narrowed by £2.7 billion to £5.0 billion in the three months to October 2017,** due mainly to a narrowing of the trade in goods deficit with non-EU countries. **However, excluding erratic commodities** (which includes non-monetary gold), **the deficit widened by £0.8 billion to £6.9 billion,** due primarily to a decrease in goods imports of crude oil from non-EU countries.⁽³⁾
- **EU trade: The UK was a net importer from the EU in October 2017, with imports exceeding exports by £8.6 billion.** EU Exports for October 2017 were £14.6 billion, a marginal decrease of 0.3% compared with September 2017, but an increase of £2.0 billion (16%) compared with 12 months ago. EU Imports for October 2017 were £23.1 billion, an increase of £0.6 billion (3%) compared with September 2017, and an increase of £2.6 billion (13%) compared with a year ago.
- **Non-EU trade: The UK was a net importer in October 2017, with imports exceeding exports by £6.4 billion.** Non-EU Exports for October 2017 were £15.3 billion, an increase of £1.5 billion (11%) compared with September 2017, and an increase of £1.0 billion (7%) compared with a year ago. Non-EU Imports for October 2017 were £21.6 billion, a decrease of £2.3 billion (10%) compared with September 2017, but an increase of £2.4 billion (12%) compared with a year ago.⁽⁴⁾

Consumer sentiment

- **The Consumer Prices Index, including owner occupiers' housing costs, (CPIH) 12-month inflation rate was 2.8% in November 2017, unchanged from October 2017.** Meanwhile, the Consumer Prices Index (CPI) 12-month rate accelerated to 3.1% in November 2017, up from 3.0% in October 2017. This marks the highest level since March 2012, and has **required the Governor of the Bank of England to write a letter to the Chancellor explaining why the central bank has missed its inflation target.**⁽⁵⁾
- **The volume of retail sales rose by 1.1% in November 2017 compared to October 2017 and 1.6% compared with November 2016.** Furthermore, the underlying pattern in the retail industry in November 2017, as suggested by the three-month on three-month measure remains one of growth, with the quantity bought increasing by 0.8%. However, **total average store prices increased by 3.1% in November 2017** when compared with the same period last year, with price increases across all store types.⁽⁶⁾

Key sectors & business investment

Business Investment

- **Research with Growth Company Business Growth Hub clients in the 3 months to the end of November 2017 shows that 57% of firms expected their investment plans to remain the same following the EU referendum result, a figure similar to recent previous 3-month periods (Aug-Oct: 61%; Jul-Sep: 58%).** Of the remaining firms, 18% said they were unsure what impact Brexit would have on investment plans, (Aug-Oct: 15%; Jul-Sep: 18%), 15% said they were likely to increase investment (Aug-Oct: 15%; Jul-Sep: 16%), 9% said investment plans were on hold (Aug-Oct: 8%; Jul-Sep: 8%), and 1% envisaged decreasing investment (Aug-Oct: 1%; Jul-Sep: 0%).
- **Research with Growth Company Business Growth Hub clients in the 3 months to the end of November 2017 shows that 57% of firms expected their hiring plans to remain the same following the EU referendum result, marking a third consecutive decline and setting a new post-referendum low (Aug-Oct: 60%; Jul-Sep: 62%).** Of the remaining firms, 9% reported that they would continue hiring, but at a decreased pace (Aug-Oct: 10%; Jul-Sep: 9%), 4% would freeze hiring (Aug-Oct: 2%; Jul-Sep: 2%), 1% would be making redundancies (Aug-Oct: 1%; Jul-Sep: 1%), 19% indicated they were unsure or declined to answer (Aug-Oct: 17%; Jul-Sep: 18%), and 10% said that they would increase hiring (Aug-Oct: 10%; Jul-Sep: 8%).⁽⁷⁾
- **Further intelligence from the Greater Manchester Chamber of Commerce revealed that the Manchester Index™ (an early indicator of trends in both the Manchester and the UK economy, derived from the Chamber of Commerce's GM Quarterly Economics Survey) moved slightly lower in Q4 to 27.7 from 30.3 in Q3, caused by slightly lower growth in the manufacturing sector than expected, as well as lower profitability expectations and fewer firms operating at capacity.**⁽⁸⁾

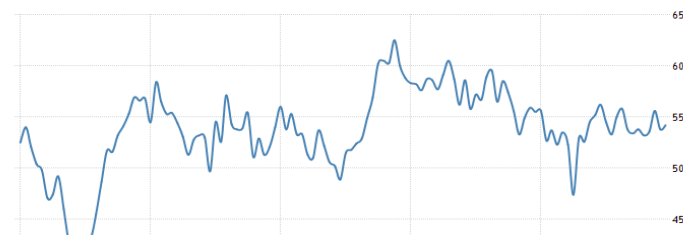
CIPS Manufacturing PMI to end December 2017



Manufacturing

- **The IHS Markit/CIPS UK Manufacturing PMI® was 56.3 in December, down from November's 51-month high of 58.2.** The headline PMI for the sector has remained above the 50.0 no-change mark for 17 consecutive months. Although December saw rates of expansion in output, new orders and employment slowed from November's highs, whilst growth in all three remained solid and above long-run trend. Part of the increase in new business at UK manufacturers reflected a solid increase in new export sales.⁽⁹⁾

CIPS Services PMI to end December 2017



Services

- **The IHS Markit/CIPS UK Services PMI® was 54.2 in December, up from 53.8 in November.** New business volumes increased at a solid pace, but the latest upturn was the slowest recorded since August 2016. Reports from survey respondents suggested that subdued business investment and cost consciousness among clients were factors that had weighed on sales growth in December. Job creation was the lowest in nine months and input cost inflation

Trade, regulation and access to funding

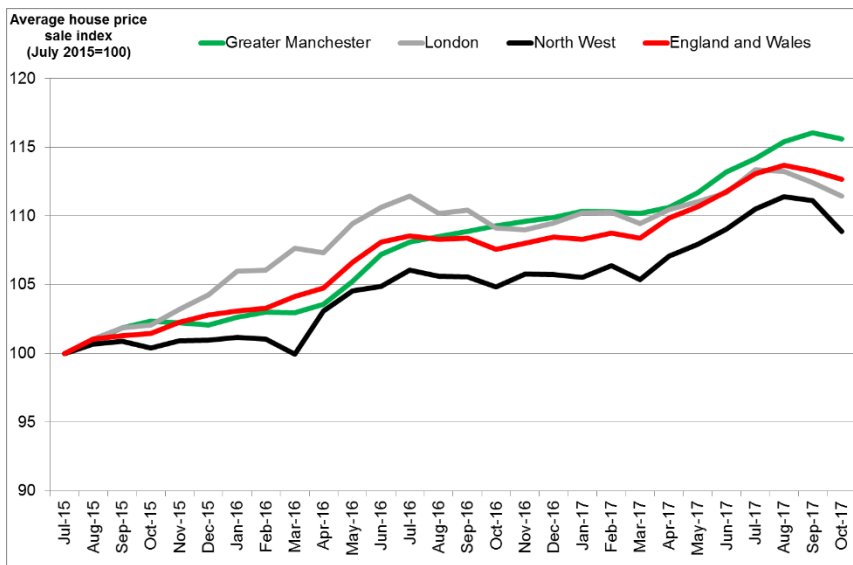
Trade, rules and regulatory developments

- In a summit in Brussels on December 15, EU leaders endorsed the European Commission's recommendation that the British government had given enough guarantees on the three key divorce issues of the Brexit bill – the financial settlement, the rights of EU citizens and the Northern Irish border – to begin talks on its future relationship with the bloc.⁽¹¹⁾ As a result, the EU has published its guidelines for the next stage of negotiations:⁽¹²⁾
 - **Negotiations**, can only progress as long as all commitments undertaken during the first phase are respected in full and translated faithfully into legal terms as quickly as possible. The guidelines of 29 April 2017 continue to apply in their entirety. The European Council reconfirmed its desire to establish a close partnership between the Union and the UK, but emphasises that an agreement on a future relationship can only be finalised once the UK has become a third country.
 - **Transition**, the EU agrees to negotiate a transition period covering the whole of the EU acquis (EU law), while the UK, as a third country, will no longer participate in or nominate or elect members of the EU institutions, nor participate in the decision-making of the Union bodies, offices and agencies. Such transitional arrangements, which will be part of the Withdrawal Agreement, must be in the interest of the Union, clearly defined and precisely limited in time.
 - **Law and regulation**, changes to the acquis (EU law) adopted by EU institutions, bodies, offices and agencies will have to apply both in the UK and the EU. All existing Union regulatory, budgetary, supervisory, judiciary and enforcement instruments and structures will also apply, including the competence of the Court of Justice of the European Union.
 - **Trade policy**, as the UK will continue to participate in the Customs Union and the Single Market during the transition, it will have to continue to comply with EU trade policy, to apply EU customs tariff and collect EU customs duties, and to ensure all EU checks are being performed on the border vis-à-vis other third countries.
- The **Local Government Association** has highlighted concerns about how the government will replace the £8.4 billion local communities around the UK currently receive from the EU Structural Fund, but has welcomed the news that the rights of EU residents in the UK will be protected to avoid an immediate labour shortage and ensure business continuity.⁽¹³⁾
- **CITI REDI** has indicated that 2.5 million jobs (8.2% of UK employment) and 8.5% of GDP involves cross-border movement of goods or labour with the EU and is thus at risk due to Brexit. They highlight that service industries are more at risk than previously thought, including a wider variety of services than only the financial sector which have been the popular focus.⁽¹⁴⁾
- **IPPR** has proposed six broad principles for how the UK might reform immigration policy post-Brexit to address any possible negative impacts to the economy, and in particular to different regions of the UK. This includes abandoning crude migration rates as a target for government policy and distinguishing between migrant groups in targets, as well as ensuring migrant labour moves to regions where they are most needed.⁽¹⁵⁾
- The **FT** has modelled how international export markets will change up to 2050 and identified Malaysia, Bangladesh, Egypt and Pakistan as those that will grow most significantly as potential markets, although the EU, US, and China will remain the largest.⁽¹⁶⁾

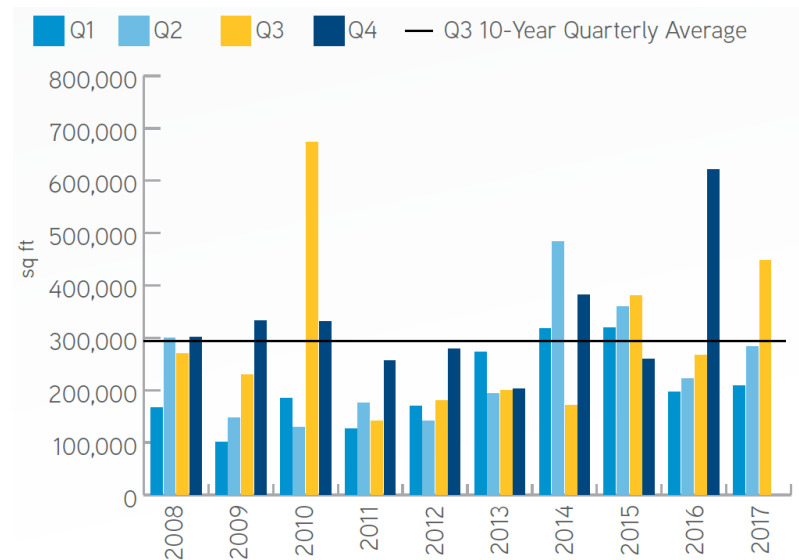
Property and investment, housing, and planning

- **Housing data from the Land Registry continues to show that the vote to leave the EU has had little impact on house prices**, with average house prices in GM rising by 7.8% on the level recorded in July 2016.
- **Commercial property:** This month's Monitor looks at demand in the office space market for Manchester. Latest figures from **Colliers** have shown that the Manchester office market has seen buoyant demand in the third quarter with 447,809 sq ft transacted in 79 deals, including nine deals over 10,000 sq ft.

Average House Prices Sales (Index July 2015=100)



Commercial Property: Office take-up

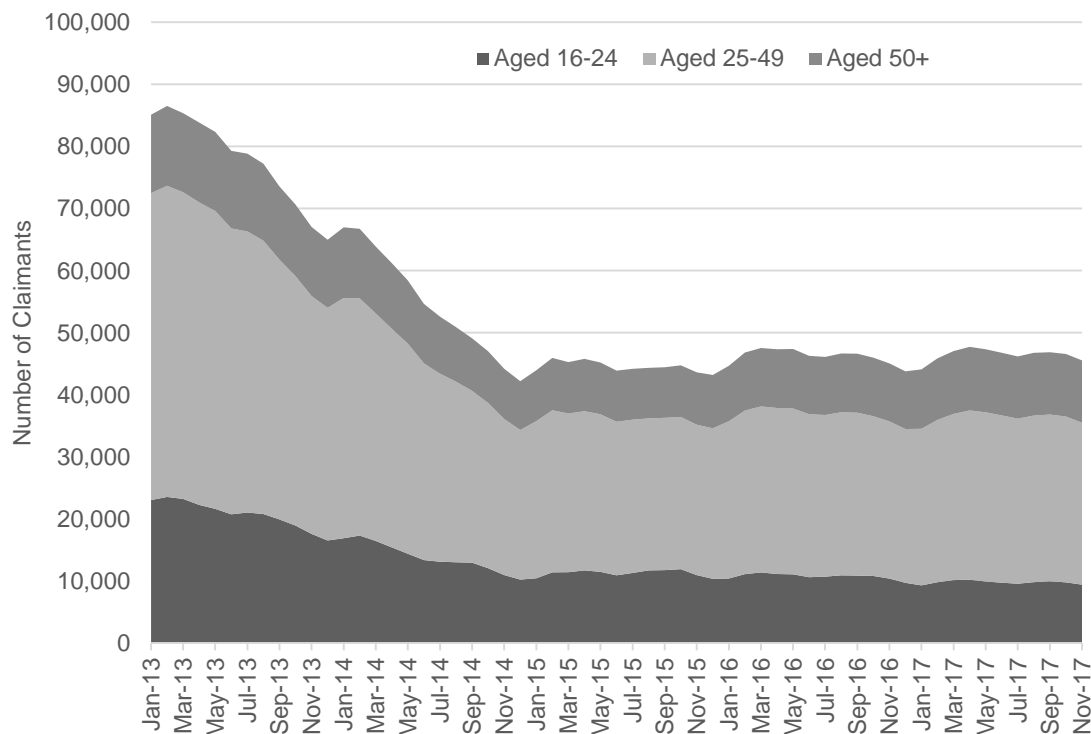


- **Housing Index** data from the Land Registry suggest the vote to leave the EU continues to have little impact on house prices, with moderate growth in average residential prices this period.
- **The latest house price data (October 2017) for GM reveals an average price of £161,148**, a slight decrease of 0.4% from the previous month, and growth of 5.8% from October 2016.⁽¹⁷⁾
- Q3 2017 office take-up surpassed Q3 2016 by 68% and the Q3 long term average by 51%, while the average deal size was 5,665 sq ft.
- When added to the first two quarters, the tally for the year so far amounts to 938,645 sq ft, putting the market on track to match the previous year's total of 1.3 million sq ft.⁽¹⁸⁾

Economic Inclusion

- **Unemployment in GM is now slightly lower than that seen prior to the referendum result – falling from 46,290 in June 2016 to 45,545 in November 2017 (latest).** However, unemployment as a proportion of the working age population remains unchanged compared to June 2016 at 2.6%. Compared to the same month last year, however, unemployment as a proportion of the working age population is slightly higher, increasing from 2.5% in November 2016. Similar trends have been seen across the North West, where unemployment has risen from 2.3% in November 2016 to 2.4% in November 2017 and the UK, rising from 1.8% to 1.9%.⁽¹⁹⁾
- December data revealed a sustained squeeze on UK household finances, driven by another sharp rise in living costs and corresponding decline in cash available to spend. **The seasonally adjusted Household Finance Index (HFI) – which tracks Britons’ sense of financial wellbeing – registered 43.9 in December**, and while this is a slight improvement from November’s 43.5, it remained below 50, signalling a deterioration. Moreover, December data revealed that inflation expectations were at their highest since February 2014.⁽²⁰⁾

Claimant count (JSA and out-of-work UC) in GM by age group



Monthly Unemployment by age of resident

- As a proportion of working age residents, the **GM claimant rate for November 2017 (2.6%) remains above that of the North West (2.4%) and the UK (1.9%).**
- **In November 2017, the total claimant count for the 16 to 24 age group fell by 3.8% (370) from October 2017.** In the 25 to 49 age group it decreased by 2.4% (630), and for the 50+ age group it decreased by 0.6% (30).
- **Since the referendum result in June 2016, the number of claimants aged 50+ has increased by 6.9% (645),** although the number of claimants aged 16 to 24 has decreased by 11.3% (1,200). The number of claimants aged 25-49 has fallen by 0.7% (175).

Sources (1)

Section	Sources
Executive Summary & Macro economy	<ol style="list-style-type: none"> 1. ONS (23 November 2017): Statistical bulletin - Second estimate of GDP: July to September 2017 https://www.ons.gov.uk/economy/grossdomesticproductgdp/bulletins/secondestimateofgdp/julytoseptember2017 2. FT (1 January 2018): UK growth to slow to 1.5% in 2018, leading economists predict https://www.ft.com/content/7003f74e-eedc-11e7-ac08-07c3086a2625 3. ONS (8 December 2017): UK trade: October 2017 https://www.ons.gov.uk/economy/nationalaccounts/balanceofpayments/bulletins/uktrade/october2017 4. HMRC (8 December 2017): Overseas Trade Statistics - Non-EU and EU Trade: October 2017 https://www.uktradeinfo.com/Statistics/OverseasTradeStatistics/Pages/EU_and_Non-EU_Data.aspx 5. ONS (12 December 2017): UK consumer price inflation: November 2017 https://www.ons.gov.uk/economy/inflationandpriceindices/bulletins/consumerpriceinflation/november2017 6. ONS (14 December 2017): Retail sales in Great Britain: November 2017 https://www.ons.gov.uk/businessindustryandtrade/retailindustry/bulletins/retailsales/november2017
Business Investment	<ol style="list-style-type: none"> 7. Manchester Growth Company (End November 2017 snapshot): Internal Survey of Client Companies 8. Greater Manchester Chamber of Commerce: Quarterly Economic Survey Q42017 https://www.gmchamber.co.uk/media/2286421/gmcc-qes-q4-2017-report.pdf 9. Markit/CIPS UK Manufacturing PMI (2 January 2018): “UK manufacturing sector growth remains solid at end of 2017” https://www.markiteconomics.com/Survey/PressRelease.mvc/c6d5055ead4b4fd9a1e8f0a6dd95923f 10. Markit/CIPS UK Services PMI (4 January 2018): “Business activity growth picks up, but strong cost pressures persist” https://www.markiteconomics.com/Survey/PressRelease.mvc/650e06cd67e34d3b974d3bdf2626a40

Sources (2)

Section	Sources
Trade, regulation and access to funding	<p>11. FT (15 December 2017): EU signs off on UK's 'sufficient progress' on Brexit, opening way to trade talks https://www.ft.com/content/b7d0e492-132f-3f9d-81f9-b1cb8381d848</p> <p>12. Council of the European Union (15 December 2017): European Council (Art. 50) guidelines for Brexit negotiations http://www.consilium.europa.eu/media/32236/15-euco-art50-guidelines-en.pdf</p> <p>13. LGA (6 December 2017): 'Urgent clarity' needed on EU funds, councils warn https://www.local.gov.uk/about/news/urgent-clarity-needed-eu-funds-councils-warn</p> <p>14. CITI REDI (December 2017): The Economic Impacts of Brexit on the UK, its Regions, its Cities and its Sectors https://www.birmingham.ac.uk/schools/business/research/research-projects/economic-impacts-of-brexite-on-the-uk.aspx</p> <p>15. IPPR (5 December 2017): An immigration strategy for the UK: Six proposals to manage migration for economic success https://www.ippr.org/research/publications/an-immigration-strategy-for-the-uk</p> <p>16. FT (3 January 2018): The post-Brexit trade deals that Britain needs to prioritise https://www.ft.com/content/c04ebdb6-ee09-11e7-b220-857e26d1aca4</p>
Investment, housing, property and planning	<p>17. UK Land Registry (October 2017): House Price Index Database, accessed 02 January 2017 https://www.gov.uk/government/statistical-data-sets/price-paid-data-downloads</p> <p>18. Colliers (7 November 2017): Manchester Office Snapshot Q3 2017 http://www.colliers.com/-/media/files/emea/uk/research/offices/colliers_international_manchester_offices_snapshot_q3_2017.pdf?la=en-GB</p>
Economic Inclusion	<p>19. ONS (2017): Claimant count (combined Job Seekers Allowance and unemployment element of Universal Credit), accessed December 2017 https://www.nomisweb.co.uk</p> <p>20. IHS Markit (December 2017): Household Finance Index – Squeeze on UK household finances eases slightly in December, but inflation expectations rise to highest since February 2014 https://www.markiteconomics.com/Survey/PressRelease.mvc/e754987cbf04436194f76ea17980404d</p>